
Norton Simon Museum

Art-Making Activity **Dream Wall**


Giambattista Tiepolo (Italian, 1696–1770) originally painted *Allegory of Virtue and Nobility* for a palace ceiling. Visitors would look up to see a scene that appears to take place in the sky above, with figures representing virtue and nobility triumphing over another figure representing ignorance. Inspired by this illusionistic and powerful work, use paper, paint, markers or crayons to create a work of art for your wall: a window into the new year showing the hopeful new things you'd like to see in the coming months.

Giovanni Battista Tiepolo (Italian, 1696–1770), *Allegory of Virtue and Nobility*, c. 1747–8, oil on canvas, The Norton Simon Foundation



Materials


- Large sheet of paper (or the back of wrapping paper or several sheets of paper taped together)
- Writing paper (any size)
- Pencil
- Paint, crayons or markers
- Paintbrushes, cup for water, palette (if using paint)
- Masking tape



Steps

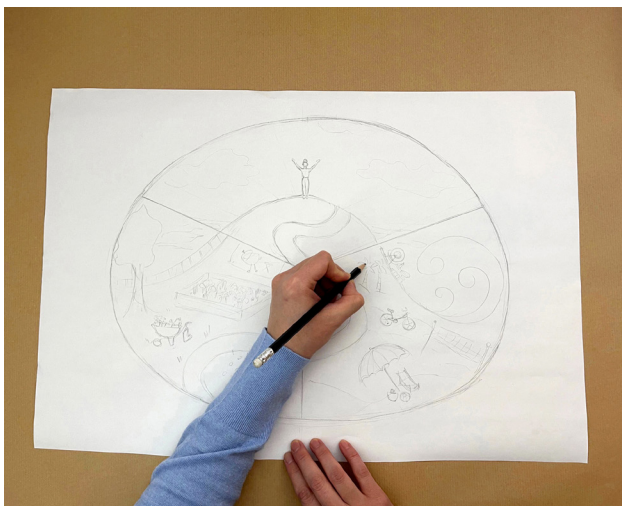
1

On a piece of paper, make a list of things that you hope for this year.



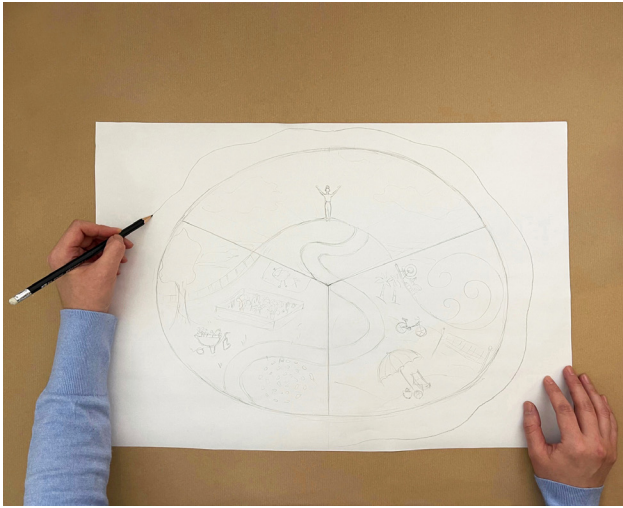
2

Draw a big circular or rectangular shape on a large sheet of paper. You will be drawing your composition inside this shape. Then, choose 3–5 things from your list to illustrate, and divide your shape according to the number of things you wish to draw.



3

Begin drawing in your hopes for the new year.



4

Once you finish your drawing, add a frame around it, if you wish.




5

Then, add color using paint, crayons or markers.



6

Once you finish adding color, cut out your composition.



7

Flip your composition over and roll and stick pieces of masking tape to the back of your work.

Tape your window into the new year on a wall where you can see it everyday and visualize your hopes coming true.

